


Engine & Cooling	Fuel	Ignition	Electrical	Running gear	Torque settings	Capacities	Notes & Illustrations
------------------	------	----------	------------	--------------	-----------------	------------	-----------------------



Automotive Technical DATA BOOK

Click on one of the buttons above to view data for this car. To return to this screen and make another choice, click anywhere on the data screen.

MENU

HELP

Engine and cooling system 340, 1.4 & CAT 1984 to 1991

Type	B14.4E / 4S. 51/52kW. CAT: 50	
Capacity (cm ³) / number of cylinders	1397 / 4	
Compression ratio / pressure	bar	9.3 / ≥11.8
Oil pressure	bar	[3.0 to 4.4]
Oil temperature	°C	–
Valve clearance - inlet	mm	0.15
- exhaust	mm	0.20
Firing order	1-3-4-2	
No 1 cylinder position	FE	
Thermostat opening temperature	°C	86 to 89 or 89 to 92
Radiator cap pressure	bar	0.74

Fuel system 340, 1.4 & CAT 1984 to 1991

Idle speed - manual [auto]	rpm	900±50 [800±50]
Fast idle speed - manual [auto]	rpm	–
CO @ idle speed [3000 rpm] - see page VI	%	2.0-0.5+1.0. CAT: 2.5-0.5+1.0
HC @ idle speed [3000 rpm] - see page VI	ppm	≤300
CO ₂ @ idle speed [3000 rpm] - see page VI	%	–
O ₂ @ idle speed [3000 rpm] - see page VI	%	–
Carburettor / fuel injection	Weber	
Type / ref	32 DIR	
Main jet / needle	120 to 125, 135 to 140 ¹	
Injection pressure	bar	–
Pump pressure	bar	0.16 to 0.26
Octane rating	RON	96[E 98 RON] ²

Ignition system 340, 1.4 & CAT 1984 to 1991

Type	AEI	
Ignition coil	Renix	
Primary resistance	ohms	0.4 to 0.8
Ballast resistor	ohms	–
Voltage - Tmnl 15(+) to earth	V	–
Distributor	Ducellier/Renix	
Points gap (air gap)	mm	–
Dwell angle	° (%)	Electronic control
Condenser capacity	µF	–
Rotation	Clockwise	
Ignition timing - basic [static	° Crankshaft @ rpm	6±2 BTDC @ idle
V = Vacuum NV = No Vacuum	NV	
Total ignition advance	° Crankshaft @ rpm	20±3 @ 2500
	° Crankshaft @ rpm	–
	° Crankshaft @ rpm	–
Centrifugal check.	° Crankshaft @ rpm	Computer control
	° Crankshaft @ rpm	–
	° Crankshaft @ rpm	–
Vacuum range check	mbar	Computer control
Maximum vacuum advance	° Crankshaft	–
Spark plugs	Bosch/Champion	
Type	W8DC / N9YC	
Electrode gap	mm	0.55 to 0.65

Electrical system 340, 1.4 & CAT 1984 to 1991

Battery	V / CC / RC	12 / 36, 45Ah
Alternator voltage / full load current / engine rpm	14.0 to 15.0 / 50 / 2500	
Starter motor current / voltage - cranking	A / V	200 to 230 / 9.0 to 9.2
- locked	A / V	350 to 400 / 6.0

Running gear 340, 1.4 & CAT 1984 to 1991

Brakes -		
Front (min. friction material thickness)	mm	2.0
Rear (min. friction material thickness)	mm	2.0
Tyres		
Saloon	Size	155x13: 175/70x13
Estate / Van	Size	–
Pressure - front / rear - Saloon	bar	1.9 / 2.1
- Estate / Van	bar	–

Front suspension / wheel alignment

Toe-in (+) / Toe-out (-)	mm [°]	+4.0±1.0
Camber	+30'+30"-0	
Castor	+7°30'±30'	
King pin inclination	+9°35'±30'	

Rear suspension / wheel alignment

Toe-in (+) / Toe-out (-)	mm [°]	0±3.0
Camber	-2°±30'	

Torque wrench settings 340, 1.4 & CAT 1984 to 1991

Cylinder head - stage 1	Nm	27
- stage 2	Nm	60
- stage 3	Nm	Warm engine, cool 6 hours
- stage 4	Nm	- 90°, then 60
Big-end bearings	Nm	42
Main bearings	Nm	60
Clutch cover	Nm	23. Centrifugal: 20
Flywheel [driveplate]	Nm	53 N
Front hubs	Nm	55, - 90° & lock
Rear hubs	Nm	245
Wheel nuts / bolts	Nm	115
Spark plugs	Nm	18

Capacities 340, 1.4 & CAT 1984 to 1991

Engine oil & filter	litres	4.0
Gearbox - 4-speed [5-speed]	litres	2.2 ³
Automatic transmission - refill	litres	Primary:0.6. Second:1.0
Final drive	litres	1.4
Cooling system	litres	5.2. 85 ▶: 6.5
Fuel tank	litres	45

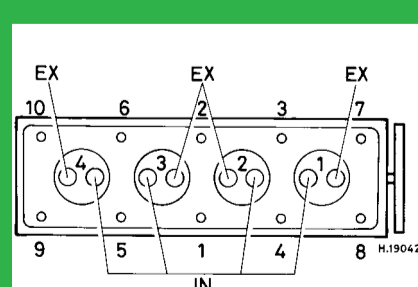
Notes and Illustrations

¹Alternative type: 122 to 127, 135 to 140

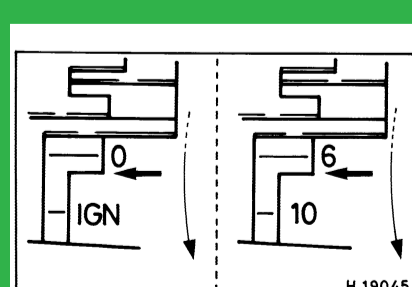
²87 ▶: [E 95 RON]. CAT: [U]

³M47R: front plug: 3.3. Front plug 85 ▶: 2.8


1: Idle speed 2: CO / Mixture



1397 cm³



1397 cm³



Weber 32 DIR