

TECHNICAL SERVICE PARTS

- **Fuel Pump Check Valves**
- **Connector Plug Kits**
- **Connector Plugs**
- **Terminals**
- **Protective Rubber Boots**
- **Miscellaneous Service Parts**
- **General Service Tools**
- **Fuel Distributor Service Parts**

FUEL PUMP CHECK VALVE - APPLICATION DATA

Fuel Pump Number	Non-Return Valve
0 580 254 001	1 587 010 533
0 580 254 002	1 587 010 533
0 580 254 003	1 587 010 531
0 580 254 004	1 587 010 531
0 580 254 005	1 587 010 531
0 580 254 006	1 587 010 531
0 580 254 007	1 587 010 533
0 580 254 008	1 587 010 536
0 580 254 009	1 587 010 536
0 580 254 010	1 587 010 536
0 580 254 011	1 587 010 532
0 580 254 012	1 587 010 532
0 580 254 013	1 587 010 536
0 580 254 014	1 587 010 531
0 580 254 015	1 587 010 531
0 580 254 016	1 587 010 531
0 580 254 017	1 587 010 531
0 580 254 018	1 587 010 532
0 580 254 019	1 587 010 531
0 580 254 020	1 587 010 531
0 580 254 021	1 587 010 532
0 580 254 022	1 587 010 532
0 580 254 023	1 587 010 531
0 580 254 024	1 587 010 531
0 580 254 031	1 587 010 531
0 580 254 032	1 587 010 531
0 580 254 033	1 587 010 532
0 580 254 034	1 587 010 531
0 580 254 035	1 587 010 531
0 580 254 036	1 587 010 531
0 580 254 037	1 587 010 531
0 580 254 038	1 587 010 531
0 580 254 039	1 587 010 531
0 580 254 040	1 587 010 531
0 580 254 041	1 587 010 531
0 580 254 042	1 587 010 531
0 580 254 043	1 587 010 531
0 580 254 044	1 587 010 532
0 580 254 046	1 587 010 532
0 580 254 049	1 587 010 536
0 580 254 050	1 587 010 536
0 580 254 052	1 587 010 532
0 580 254 053	1 587 010 532
0 580 254 909	1 587 010 532
0 580 254 910	1 587 010 532
0 580 254 911	1 587 010 536
0 580 254 914	1 587 010 004
0 580 254 916	1 587 010 004
0 580 254 918	1 587 010 533
0 580 254 919	1 587 010 536
0 580 254 920	1 587 010 536
0 580 254 921	1 587 010 532
0 580 254 922	1 587 010 532
0 580 254 927	1 587 010 532
0 580 254 928	1 587 010 532
0 580 254 929	1 587 010 532

Fuel Pump Number	Non-Return Valve
0 580 254 930	1 587 010 532
0 580 254 931	1 587 010 532
0 580 254 932	1 587 010 532
0 580 254 933	1 587 010 535
0 580 254 934	1 587 010 532
0 580 254 935	1 587 010 534
0 580 254 936	1 587 010 533
0 580 254 937	1 587 010 535
0 580 254 938	1 587 010 533
0 580 254 941	1 587 010 532
0 580 254 942	1 587 010 532
0 580 254 943	1 587 010 532
0 580 254 945	1 587 010 536
0 580 254 946	1 587 010 536
0 580 254 947	1 587 010 532
0 580 254 948	1 587 010 534
0 580 254 949	1 587 010 532
0 580 254 950	1 587 010 536
0 580 254 951	1 587 010 536
0 580 254 952	1 587 010 532
0 580 254 952	1 587 010 532
0 580 254 953	1 587 010 535
0 580 254 954	1 587 010 532
0 580 254 956	1 587 010 532
0 580 254 957	1 587 010 532
0 580 254 958	1 587 010 532
0 580 254 959	1 587 010 532
0 580 254 960	1 587 010 532
0 580 254 961	1 587 010 532
0 580 254 963	1 587 010 534
0 580 254 964	1 587 010 532
0 580 254 965	1 587 010 532
0 580 254 966	1 587 010 532
0 580 254 967	1 587 010 532
0 580 254 968	1 587 010 532
0 580 254 969	1 587 010 532
0 580 254 970	1 587 010 532
0 580 254 972	1 587 010 532
0 580 254 973	1 587 010 532
0 580 254 975	1 587 410 901
0 580 254 976	1 587 410 901
0 580 254 978	1 587 410 901
0 580 254 979	1 587 410 901
0 580 254 980	1 587 010 532
0 580 254 982	1 587 410 901
0 580 254 984	1 587 410 901
0 580 254 985	1 583 385 006
0 580 254 986	1 583 386 011
0 580 254 987	1 583 386 008
0 580 254 988	1 583 386 008
0 580 254 989	1 583 386 008
0 580 254 990	1 583 385 004
0 580 254 991	1 583 385 004
0 580 254 992	1 587 010 001
0 580 254 996	1 583 386 011
0 580 254 998	1 583 385 004

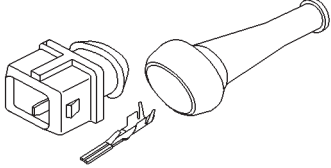
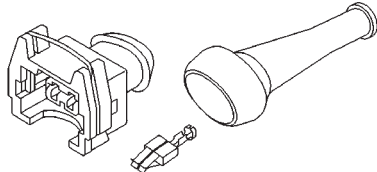
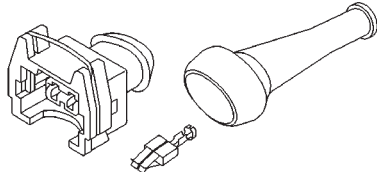
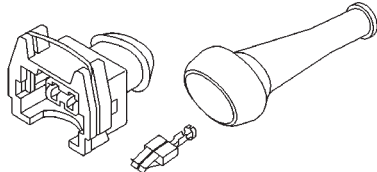
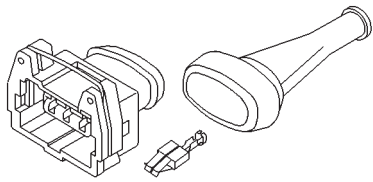
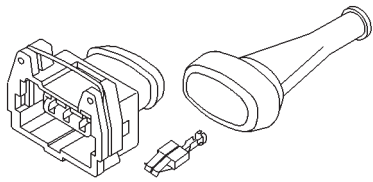
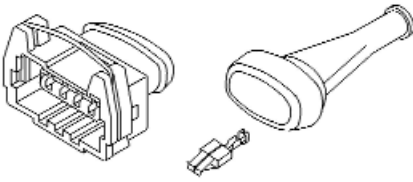
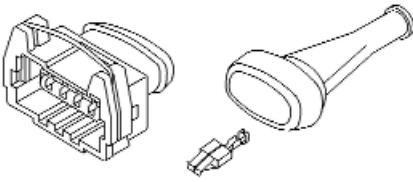
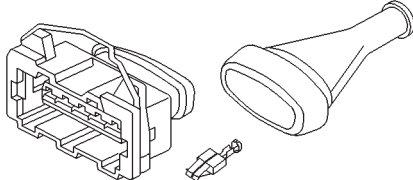
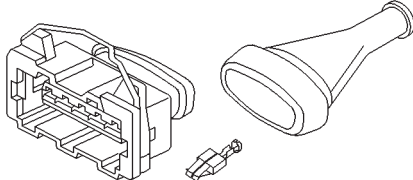
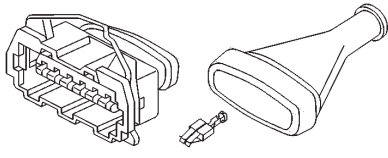
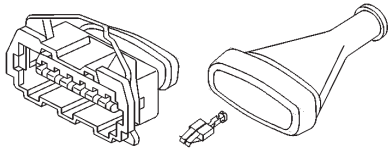
Fuel Pump Number	Non-Return Valve
0 580 364 002	1 583 386 011
0 580 463 998	1 587 010 540
0 580 463 999	1 587 010 540
0 580 464 005	1 583 386 008
0 580 464 006	1 583 386 008
0 580 464 007	1 583 386 008
0 580 464 009	1 583 386 008
0 580 464 010	1 583 386 008
0 580 464 017	1 587 010 532
0 580 464 018	1 587 010 539
0 580 464 021	1 587 010 536
0 580 464 022	1 587 010 539
0 580 464 024	1 587 010 536
0 580 464 025	1 587 010 539
0 580 464 027	1 587 010 536
0 580 464 028	1 587 010 536
0 580 464 029	1 587 010 539
0 580 464 030	1 587 010 536
0 580 464 031	1 587 010 534
0 580 464 037	1 587 010 536
0 580 464 039	1 587 010 539
0 580 464 040	1 587 010 536
0 580 464 041	1 587 010 538
0 580 464 042	1 587 010 536
0 580 464 044	1 587 010 536
0 580 464 045	1 587 010 532
0 580 464 046	1 587 010 533
0 580 464 047	1 587 010 537
0 580 464 057	1 587 010 532
0 580 464 058	1 587 010 532
0 580 464 068	1 587 010 539
0 580 464 069	1 587 010 539
0 580 464 988	1 587 010 531
0 580 464 989	1 587 010 531
0 580 464 990	1 587 010 536
0 580 464 991	1 587 010 531
0 580 464 992	1 587 010 531
0 580 464 995	1 587 010 538
0 580 464 997	1 587 010 536
9 580 233 014	1 587 010 538
9 580 233 016	1 587 010 538
9 580 234 002	1 587 010 532
9 580 234 003	1 587 010 532
9 580 234 005	1 587 010 532
B 261 205 413	1 587 010 532

FUEL PUMP CHECK VALVE - TECHNICAL DATA

Part Number	Inlet Connection	Outlet Connection	Total Length [mm]	Comment
1 583 386 008	M10 x 1.0	8 mm Barb	---	
1 583 386 011	M10 x 1.0	Barb	---	for use with Polymide Hose
1 587 010 001	M10 x 1.0	M8 x 1.0	---	
1 587 010 004	---	---	---	Internal Valve Kit
1 587 010 531	M12 x 1.5	M10 x 1.0	53	
1 587 010 532	M12 x 1.5	M12 x 1.5	40	for use with Banjo fitting
1 587 010 533	M12 x 1.5	M10 x 1.0	40	
1 587 010 534	M12 x 1.5	M16 x 1.5	30	
1 587 010 535	M12 x 1.5	M12 x 1.5	52	for use with Banjo fitting
1 587 010 536	M10 x 1.0	M12 x 1.5	41	for use with Banjo fitting
1 587 010 537	M10 x 1.0	M12 x 1.5	48	for use with Banjo fitting
1 587 010 538	M10 x 1.0	M10 x 1.0	42	
1 587 010 539	M10 x 1.0	M14 x 1.5	40	
1 587 010 540	M10 x 1.0	8 mm Barb	35	
1 587 410 901	---	---	---	Internal Valve Kit

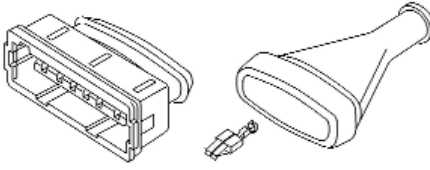
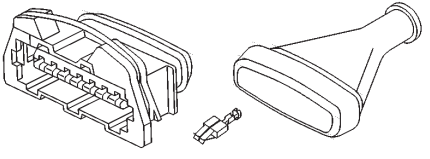
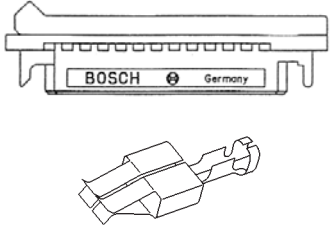
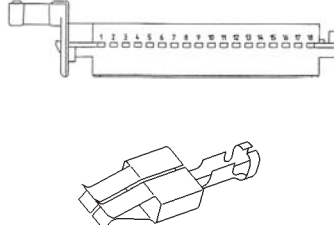
CONNECTOR PLUG KITS

The following kits include connector plug, full set of terminals and high temperature silicon rubber boot.

Connector Plug Kit - 2 pin male <i>Part No. 1 287 013 002</i>	
Application : General sensors and ignition distributor wiring harness repair.	
Connector Plug Kit - 2 pin female <i>Part No. 9 122 067 011</i>	
Application : General sensors and fuel injectors. Quick release type connector. Suitable for various Bosch products including part number prefixes; 0 280 130 xxx Temperature Sensors & Thermo - Time Switches 0 280 140 xxx Auxiliary Air Valve & Idle Actuator 0 280 142 xxx Purge control valve 0 280 15x xxx Fuel Injection Valve 0 280 170 xxx Cold Start Valve 0 438 101 xxx KE-Jetronic Fuel Distributor Head 0 438 140 xxx Warm Up Regulator 3 437 xxx xxx KE-Jetronic Pressure Actuator	
Connector Plug Kit - 3 pin female <i>Part No. 1 237 000 039</i>	
Application : Throttle position switch / sensors and inductive sensors. Quick release type connector. Suitable for various Bosch products including part number prefixes. 0 261 210 xxx Inductive Pulse Generator 0 280 12x xxx Throttle Position Switches & Sensors 0 438 121 xxx KE-Jetronic Air Flow Sensor 3 437 xxx xxx KE-Jetronic Air Flow Sensor Potentiometer	
Connector Plug Kit - 4 pin female <i>Part No. 1 287 013 900</i>	
Application : Distributor crank angle sensor and module / power transistor connector. Quick release type connector	
Connector Plug Kit - 5 pin female <i>Part No. 1 287 013 006</i>	
Application : Ignition Power Transistors & Air Flow Sensors with prefix 0 280 20x xxx. Quick release type connector.	
Connector Plug Kit - 6 pin female <i>Part No. 1 287 013 004</i>	
Application : Air Mass Sensors and Ignition Modules. Quick release type connector Suitable for various Bosch products including part number prefixes 0 227 100 xxx Ignition Module 0 280 21x xxx Air Mass Sensor	

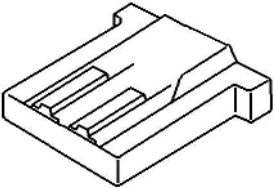
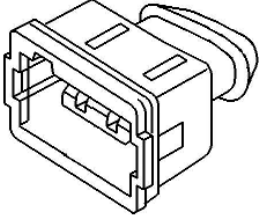
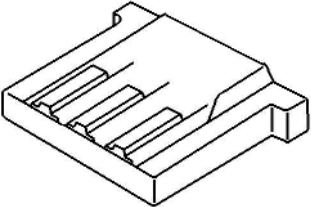
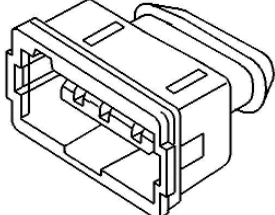
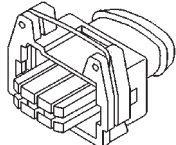
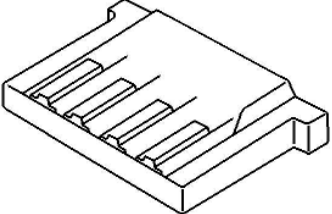
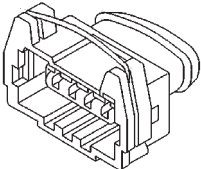
CONNECTOR PLUG KITS

The following kits include connector plug, full set of terminals and high temperature silicon rubber boot.

<p>Connector Plug Kit - 6 pin male Part No. 2 227 000 104</p>	
<p>Application : Specifically designed for ignition modules with larger terminals for main earth [term. 31] and negative coil [term. 16] connection. Standard type connector.</p> <p>Suitable for Bosch ignition module numbers :</p> <ul style="list-style-type: none"> 0 227 100 019 0 227 100 027 9 220 066 004 9 220 066 005 9 220 066 020 	
<p>Connector Plug Kit - 7 pin female Part No. 1 287 013 005</p>	
<p>Application : Air Flow Sensors and Bosch ignition modules. Quick release type connector.</p> <p>Suitable for various Bosch products including part number prefixes;</p> <ul style="list-style-type: none"> 0 280 20x xxx Air Flow Sensor 0 227 100 xxx Ignition Module 	
<p>Connector Plug Kit - 25 pin female Part No. 1 287 013 009</p>	
<p>Application : Repair kit for 25 pin control unit harness.</p> <p>Suitable for various control unit variants including part number prefixes;</p> <ul style="list-style-type: none"> 0 280 0xx xxx Control Unit 	
<p>Connector Plug Kit - 35 pin female Part No. 1 287 013 008</p>	
<p>Application : Repair kit for 35 pin control unit harness.</p> <p>Suitable for various control unit variants including part number prefixes;</p> <ul style="list-style-type: none"> 0 280 0xx xxx Control Unit 	

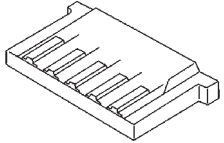
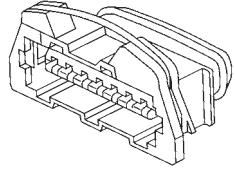
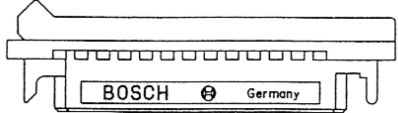
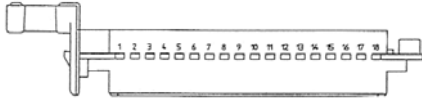
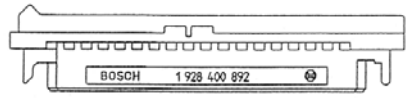
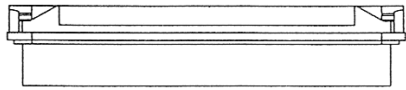

CONNECTOR PLUGS

The following part numbers are supplied as bare components only and may require multiple components to affect a repair

<p>Connector Plug - 2 pin Part No. 1 284 485 002</p> <p>Application : Connector for D-Jetronic fuel injectors & cold start valves.</p> <p>Suitable for all D-Jetronic fuel injectors with part number prefixes; 0 280 150 0xx Fuel Injector Requires terminal no. 1 284 478 007 & protective boot no. 1 280 703 012. Can use boot no. 1 280 703 026 as substitute.</p>	
<p>Connector Plug - 2 pin Part No. 1 284 485 057</p> <p>Application : General sensors and fuel injectors. Standard connector recommended for injectors & components with restricted access positions. Requires terminal no. 1 284 477 121 & protective boot no. 1 280 703 026.</p>	
<p>Connector Plug - 3 pin Part No. 1 284 485 010</p> <p>Application : Connector for D-Jetronic injector trigger points mounted in distributor. 4 & 6 cylinder vehicles only. Requires terminal no. 1 284 478 007 & protective boot no. 1 280 703 016 Can use boot no. 1 280 703 024 as substitute.</p>	
<p>Connector Plug - 3 pin Part No. 1 284 485 064</p> <p>Application : Throttle position switch / sensors and inductive sensors. Standard type connector. Requires terminal no. 1 284 477 121 & protective boot no. 1 280 703 022</p>	
<p>Connector Plug - 3 pin Part No. 1 234 485 024</p> <p>Application : Harness connector for use on hall effect type distributors including number 9 230 065 801 and others with mating connector 1 230 329 023 Quick release type connector Requires terminal no. 1 284 477 121 & protective boot no. 1 280 703 022</p>	
<p>Connector Plug - 4 pin Part No. 1 284 485 004</p> <p>Application : Connector for D-Jetronic sensors. Suitable for D-Jetronic components including part number prefixes; 0 280 100 xxx Pressure Sensor 0 280 120 xxx Throttle Position Sensor Requires terminal no. 1 284 478 007 & protective boot no. 1 280 703 016 Can use boot no. 1 280 703 025 as substitute</p>	
<p>Connector Plug - 4 pin Part No. 1 284 485 118</p> <p>Application : Distributor crank angle sensor and module / power transistor connector. Quick release type connector. Requires terminal no. 1 284 477 121 & protective boot no. 1 280 703 023</p>	

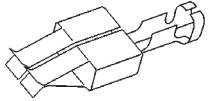
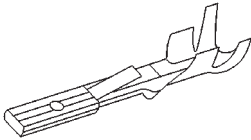
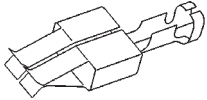
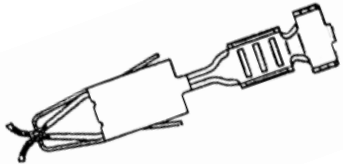
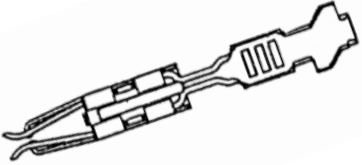
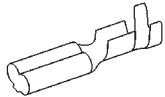
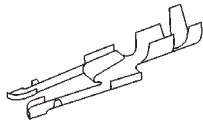
CONNECTOR PLUGS

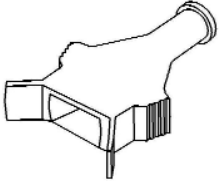
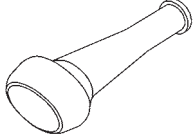
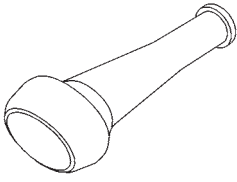
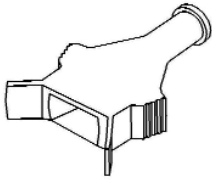
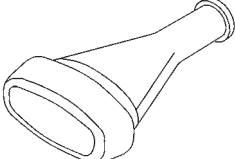
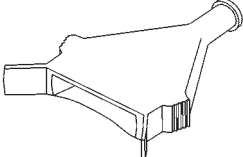
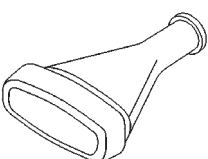
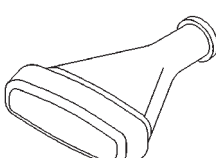
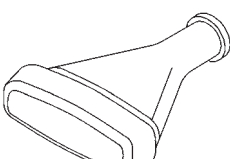
The following part numbers are supplied as bare components only and may require multiple components to affect a repair

<p>Connector Plug - 5 pin Part No. 1 284 485 020</p> <p>Application : D-Jetronic throttle position switch connector [5 pin] Requires terminal no. 1 284 478 007 & protective boot no. 1 280 703 014. Can use boot no. 1 280 703 025 as substitute.</p>	
<p>Connector Plug - 7 pin Part No. 1 284 485 080</p> <p>Application : Air Flow Sensors and Bosch Ignition Modules. Standard type connector. Suitable for various Bosch Products including part number prefixes; 0 280 20x xxx Air Flow Sensor 0 227 100 xxx Ignition Module Requires terminal no. 1 284 477 121 & protective boot no. 1 280 703 027</p>	
<p>Connector Plug Insert - 25 pin Part No. 1 928 400 952</p> <p>Application : Generic 25 pin ECU plug insert for harness repair of LE / LU -Jetronic, LH-Jetronic, KE-Jetronic & EZ-K control units Requires terminal no. 1 284 477 121</p>	
<p>Connector Plug - 35 pin Part No. 1 284 485 084</p> <p>Application : Generic 35 pin ECU plug suitable for older L-Jetronic control units. Backing shell available from OE supplier only. Requires terminal no. 1 284 477 121</p>	
<p>Connector Plug Insert - 35 pin Part No. 1 928 400 892</p> <p>Application : Generic 35 pin ECU plug insert for harness repair of various systems including L-Jetronic, K-Jetronic lambda control units, ABS / ASR, tyre pressure control [RDK] and various Motronic [DME] 1 & 2 systems. Backing shell available from OE supplier only. Requires terminal no. 1 284 477 121</p>	
<p>Connector Plug Insert - 55 pin Part No. 1 928 401 316</p> <p>Application : Generic 55 pin ECU plug insert suitable for late Motronic and ABS / ASR control units. Backing shell available from OE supplier only. Requires terminal no. 1 284 477 121</p>	
<p>Connector Plug Insert - 88 pin Part No. 1 928 401 587</p> <p>Application : Generic 88 pin ECU plug insert suitable for late Motronic Backing shell available from OE supplier only. Requires terminal no. 1 284 477 177 & 1 284 477 219</p>	

TERMINALS [contact springs]

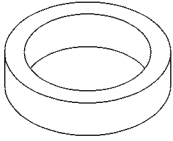

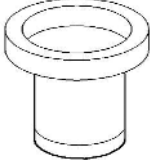
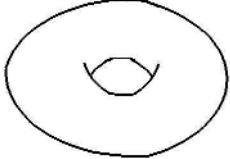
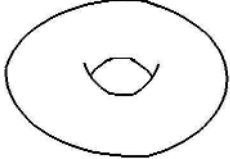
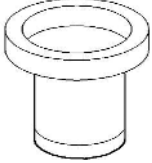
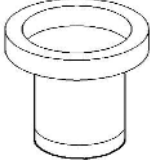
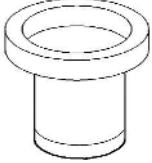
High quality zinc plated contact terminals correctly applied to their matching connector housings.

Terminal - female	Part No. 1 224 477 026	
Application : Wider power timer terminal for ignition module applications. Suitable to connector plug contained in kit no. 2 227 000 104. Cable size 0.5 - 1.5mm		
Terminal - male	Part No. 1 234 477 014	
Application : Suitable to connector plug contained in kit no. 1 287 013 002 Cable size 0.5 - 1.0mm		
Terminal - female	Part No. 1 284 477 121	
Application : Suitable to all Jetronic type applications including sensors and ECU connectors. Cable size 0.5 - 1.0mm		
Terminal - female	Part No. 1 284 477 177	
Application : Suitable to connector 1 928 401 587 Cable size 1.0 - 2.5mm		
Terminal - female	Part No. 1 284 477 219	
Application : Suitable to connector 1 928 401 587 Cable size 0.35 - 0.75mm		
Terminal - female	Part No. 1 284 478 007	
Application : D-Jetronic sensor connectors only. Cable size 0.5 - 1.0mm		
Terminal - tuning fork	Part No. 1 987 352 114	
Application : D-Jetronic ECU terminal, edge connector type plug Cable size 0.5 - 1.0mm		

PROTECTIVE RUBBER BOOTS	
High temperature silicon protective boots to stop water ingress and moisture entering connections	
Rubber Boot - for D-Jetronic 2 pin housings <i>Part No. 1 280 703 012</i>	
Application : For D-Jetronic 2 pin housing Suitable to connector plug no. 1 284 485 002. Specifically for D-Jetronic type injectors	
Rubber Boot - for 2 pin housing <i>Part No. 1 280 703 026</i>	
Application : Suitable to connector plug no. 1 284 485 057.	
Rubber Boot - for 3 pin housing <i>Part No. 1 280 703 022</i>	
Application : Suitable for connector plug no. 1 284 485 064	
Rubber Boot - for D-Jetronic 3 - 4 pin housings <i>Part No. 1 280 703 016</i>	
Application : Suitable for connector plug no. 1 284 485 010 & 1 284 485 004	
Rubber Boot - for 4 pin housings <i>Part No. 1 280 703 023</i>	
Application : Suitable for connector plug no. 1 284 485 004 & 1 284 485 118	
Rubber Boot - for D-Jetronic 4- 5 pin housings <i>Part No. 1 280 703 014</i>	
Application : Suitable for connector plug no. 1 284 485 004 & 1 284 485 020	
Rubber Boot - for 5 pin housings <i>Part No. 1 280 703 024</i>	
Application : Suitable to connector plug no. 1 284 485 020 Also suitable for to 4 pin plugs where more cable room is required.	
Rubber Boot - for 6 pin housings <i>Part No. 1 280 703 025</i>	
Application : Suitable to connector plug no. 1 284 485 020	
Rubber Boot - for 7 pin housings <i>Part No. 1 280 703 027</i>	
Application : Suitable to connector plug no. 1 284 485 080	


MISCELLANEOUS SERVICE PARTS

A collection of specialised general application technical spare parts.

Injector Seal / Insulator Part No. 1 280 206 702	
Application : Large square section seal located around the body of D-Jetronic and early L-Jetronic type injectors.	
Injector Seal Part No. 1 280 206 703	
Application : Lower square section seal for many D-Jetronic and early L-Jetronic systems	
K-Jetronic "Hat Type" Injector Seal Part No. 2 430 329 002	
Application : Specific to early K-Jetronic injectors used for many applications including Volvo	
Injector Seal Part No. 3 430 210 606	
Application : Generic K & KE-Jetronic injector top seal for various vehicle applications	
Injector Seal Part No. 3 430 210 603	
Application : Fine cross section lower seal specifically for K-Jetronic "air shrouded" type fuel injectors including injector part no.s 0 437 502 026, 0 437 502 027, 0 437 502 041 & 0 437 502 045	
Injector Hose Ferrule Part No. 1 280 505 710	
Application : Replacement ferrule for hose type injectors. Required for safe replacement of hose between injector and fuel rail.	
Mixture Adjustment Plug Part No. 1 280 508 012	
Application : Replacement sealing plug for airflow sensor after mixture adjustment has been carried out. 12.5mm plug suitable for airflow & mass sensors with part no.s 0 280 20x xxx & 0 280 21x xxx	
Mixture Adjustment Plug Part No. 2 437 001 009	
Application : Replacement sealing plug for downdraft design K & KE-Jetronic airflow sensor after mixture adjustment has been carried out.	

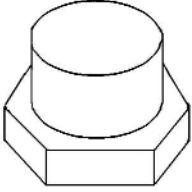
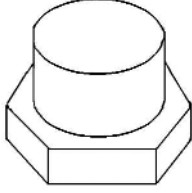
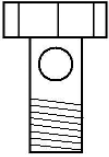
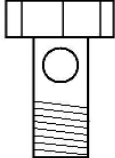
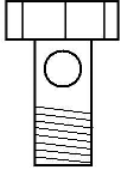
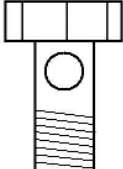
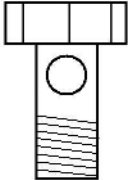
MISCELLANEOUS SERVICE PARTS

A collection of specialised general application technical spare parts.

<p>Copper Washer - 8mm <i>Part No. 2 916 710 603</i></p> <p>Application : Suitable for M8 banjo fittings as used on fuel distributors and warm up regulators</p>	
<p>Copper Washer - 10mm <i>Part No. 2 916 710 605</i></p> <p>Application : Suitable to M10 fittings as used on fuel pumps and warm up regulators</p>	
<p>Copper Washer - 12mm <i>Part No. 2 916 710 607</i></p> <p>Application : Suitable to fuel pumps with M12 outlet fittings and various fuel filter banjo fittings</p>	
<p>Copper Washer - 14mm <i>Part No. 2 916 710 609</i></p> <p>Application : Suitable to M14 fuel filter banjo fittings.</p>	
<p>Copper Washer - 16mm <i>Part No. 2 916 710 611</i></p> <p>Application : Suitable to M16 fuel filter banjo fittings.</p>	
<p>Copper Washer - 18mm <i>Part No. 2 916 710 613</i></p> <p>Application : Suitable to M18 banjo fittings as used on various fuel distributors</p>	
<p>Copper Washer - 22mm <i>Part No. 2 916 710 610</i></p> <p>Application : Suitable to M22 fittings as used on various K & KE-Jetronic fuel distributors</p>	
<p>Copper Washer - 26mm <i>Part No. 2 916 710 619</i></p> <p>Application : Suitable to M26 fittings</p>	

MISCELLANEOUS SERVICE PARTS

A collection of specialised general application technical spare parts.

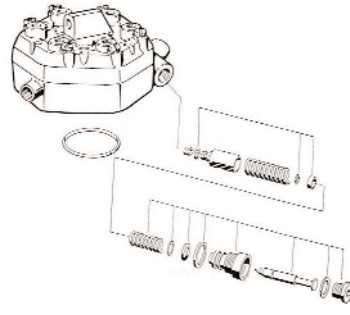
<p>Cap Nut - 10mm Part No. 2 915 142 015</p> <p>Application : Suitable to fuel pumps with M10 outlet, cap nut has M10 x 1.0mm internal thread.</p>	
<p>Cap Nut - 12mm Part No. 2 915 142 018</p> <p>Application : Suitable to fuel pumps with M12 outlet, cap nut has M12 x 1.5mm internal thread.</p>	
<p>Single Banjo Bolt - M8 x 1.0mm Part No. 2 911 222 700</p> <p>Application : M8 fittings on K-Jetronic fuel distributor heads, warm up regulators and cold start injectors</p>	
<p>Single Banjo Bolt - M10 x 1.0mm Part No. 2 911 201 701</p> <p>Application : M10 fittings on K-Jetronic fuel distributor heads, warm up regulators.</p>	
<p>Single Banjo Bolt - M12 x 1.5mm Part No. 2 911 201 702</p> <p>Application : M12 fittings on fuel pumps and fuel filters</p>	
<p>Single Banjo Bolt - M14 x 1.5mm Part No. 2 911 201 703</p> <p>Application : M14 fittings on K-Jetronic fuel distributor heads.</p>	
<p>Single Banjo Bolt - M16 x 1.5mm Part No. 2 911 201 704</p> <p>Application : M16 fittings on fuel filters.</p>	

GENERAL SERVICE TOOLS

A collection of special purpose technical tools available from Bosch

Terminal Removal Tool	Part No. 1 987 352 125	
<p>Application : To assist in the removal of standard Jetronic terminals from their housings, including terminal 1 284 477 121 and 1 224 477 026</p>		
K-Jetronic Mixture Adjustment Tool	Part No. 0 986 615 139 [KDJE-P1035]	
<p>Application : Special light alloy 3mm Allen key designed for mixture adjustments on K-Jetronic systems</p>		
K-Jetronic Injector Tester	Part No. 0 986 615 330 [KDJE-P400]	
<p>Application : This simple hand operated tester for K & KE-Jetronic fuel injectors allows complete testing and evaluation of vital injector characteristics such as "break pressure", spray formation and dribble. Correctly operates injectors under proper system conditions. Incorporates 0 - 10 bar gauge in 0.1 bar graduations and adaptor for internal thread type injectors [i.e 0 437 502 005]. Unit is fully serviceable with replaceable components including, Fluid container & Seals - 0 986 615 331 Valve Body Seal Kit - 0 986 615 335 Adaptor for fine thread type injectors [0 437 502 035 / 054] 0 986 615 354</p>		

K-JETRONIC FUEL DISTRIBUTOR HEAD SERVICE PARTS

<p>Pressure Regulator Service Kit <i>Part No. 3 437 010 021</i></p> <p>Application : Set of generic pressure regulator service parts for push-valve type K-Jetronic fuel distributor heads.</p>	
--	---

CONTENTS OF SERVICE KIT 3 437 010 021

Part #	Description	Qty	Part #	Description	Qty
2 430 000 103	Shim 0.10 mm	3	2 430 000 112	Shim 1.40 mm	3
2 430 000 104	Shim 0.15 mm	3	2 430 000 113	Shim 1.50 mm	3
2 430 000 105	Shim 0.30 mm	3	2 430 206 007	Regulator O-Ring	1
2 430 000 106	Shim 0.40 mm	3	2 430 206 010	Regulator O-Ring	1
2 430 000 107	Shim 0.50 mm	3	2 430 210 010	Push-Valve O-Ring	1
2 430 000 108	Shim 1.00 mm	3	2 430 210 051	Push-Valve O-Ring	1
2 430 000 109	Shim 1.10 mm	3	2 916 710 607	Copper Washer 12 x 15.5mm	1
2 430 000 110	Shim 1.20 mm	3	2 916 710 646	Copper Washer 8 x 12mm	1
2 430 000 111	Shim 1.30 mm	3	---	Valve Insert	1

K-JETRONIC PRESSURE REGULATOR SHIMS

Part Number	Description	Part Number	Description
Early non push-valve type heads		Late push-valve type heads	
2 430 000 090	Shim 0.10 mm	2 430 000 103	Shim 0.10 mm
2 430 000 091	Shim 0.15 mm	2 430 000 104	Shim 0.15 mm
2 430 000 092	Shim 0.30 mm	2 430 000 105	Shim 0.30 mm
2 430 000 093	Shim 0.40 mm	2 430 000 106	Shim 0.40 mm
2 430 000 094	Shim 0.50 mm	2 430 000 107	Shim 0.50 mm
2 430 000 095	Shim 1.00 mm	2 430 000 108	Shim 1.00 mm
2 430 000 096	Shim 1.10 mm	2 430 000 109	Shim 1.10 mm
2 430 000 097	Shim 1.20 mm	2 430 000 110	Shim 1.20 mm
2 430 000 098	Shim 1.30 mm	2 430 000 111	Shim 1.30 mm
2 430 000 099	Shim 1.40 mm	2 430 000 112	Shim 1.40 mm
2 430 000 100	Shim 1.50 mm	2 430 000 113	Shim 1.50 mm

K-JETRONIC FUEL DISTRIBUTOR HEAD SERVICE PARTS

Fuel Distributor Number	Regulator Seal	Lower Air Seal	Push-Valve Seal	Regulator Service Kit
0 438 100 003	2 430 210 044	2 430 210 036	---	---
0 438 100 005	2 430 210 044	2 430 210 036	---	---
0 438 100 006	2 430 210 044	2 430 210 013	---	---
0 438 100 007	2 430 210 044	2 430 210 036	---	---
0 438 100 010	2 430 210 044	2 430 210 013	---	---
0 438 100 011	---	2 430 210 013	2 430 210 051	3 437 010 021
0 438 100 012	---	2 430 210 036	2 430 210 051	3 437 010 021
0 438 100 013	---	2 430 210 032	---	3 437 010 021
0 438 100 016	---	2 430 210 032	2 430 210 051	3 437 010 021
0 438 100 018	2 430 210 044	2 430 210 036	---	---
0 438 100 023	2 430 206 010	2 430 210 036	2 430 210 051	3 437 010 021
0 438 100 024	2 430 206 010	2 430 210 013	2 430 210 010	3 437 010 021
0 438 100 025	2 430 206 007	2 430 210 013	2 430 210 010	3 437 010 021
0 438 100 026	---	2 430 210 013	2 430 210 051	3 437 010 021
0 438 100 027	---	2 430 210 036	2 430 210 051	3 437 010 021
0 438 100 028	---	2 430 210 013	---	3 437 010 021
0 438 100 030	---	2 430 210 036	---	3 437 010 021
0 438 100 031	2 430 206 010	2 430 210 013	2 430 210 010	3 437 010 021
0 438 100 032	---	2 430 210 036	---	3 437 010 021
0 438 100 033	2 430 206 007	2 430 210 013	2 430 210 010	3 437 010 021
0 438 100 034	---	2 430 210 032	2 430 210 051	3 437 010 021
0 438 100 035	---	2 430 210 013	---	3 437 010 021
0 438 100 037	---	2 430 210 032	---	3 437 010 021
0 438 100 039	2 430 210 044	2 430 210 036	---	---
0 438 100 040	2 430 206 010	2 430 210 013	2 430 210 010	3 437 010 021
0 438 100 041	2 430 206 007	2 430 210 032	2 430 210 010	3 437 010 021
0 438 100 045	2 430 210 033	2 430 210 013	2 430 210 010	3 437 010 021
0 438 100 047	2 430 206 010	2 430 210 036	2 430 210 010	3 437 010 021
0 438 100 048	---	2 430 210 036	---	3 437 010 021
0 438 100 049	---	2 430 210 013	---	3 437 010 021
0 438 100 050	2 430 206 007	2 430 210 032	2 430 210 010	3 437 010 021
0 438 100 053	---	2 430 210 036	---	3 437 010 021
0 438 100 054	2 430 206 007	2 430 210 036	2 430 210 010	3 437 010 021
0 438 100 055	---	2 430 210 013	---	3 437 010 021
0 438 100 056	2 430 206 007	2 430 210 013	2 430 210 010	3 437 010 021
0 438 100 057	---	2 430 210 013	---	3 437 010 021
0 438 100 058	2 430 206 010	2 430 210 036	2 430 210 010	3 437 010 021
0 438 100 059	2 430 206 010	2 430 210 036	2 430 210 010	3 437 010 021
0 438 100 060	2 430 206 010	2 430 210 013	2 430 210 010	3 437 010 021
0 438 100 061	---	2 430 210 036	---	3 437 010 021
0 438 100 062	---	2 430 210 013	---	3 437 010 021
0 438 100 063	2 430 206 010	2 430 210 013	2 430 210 010	3 437 010 021
0 438 100 064	---	2 430 210 036	---	3 437 010 021
0 438 100 065	2 430 210 044	2 430 210 013	---	---
0 438 100 066	2 430 206 007	2 430 210 013	2 430 210 010	3 437 010 021
0 438 100 067	2 430 206 007	2 430 210 013	2 430 210 010	3 437 010 021
0 438 100 068	2 430 206 010	2 430 210 032	2 430 210 010	3 437 010 021
0 438 100 069	2 430 206 007	2 430 210 013	2 430 210 010	3 437 010 021
0 438 100 070	2 430 206 007	2 430 210 032	2 430 210 010	3 437 010 021
0 438 100 071	2 430 206 007	2 430 210 036	2 430 210 010	3 437 010 021
0 438 100 073	---	2 430 210 036	---	3 437 010 021
0 438 100 074	2 430 206 010	2 430 210 036	2 430 210 051	3 437 010 021
0 438 100 075	---	2 430 210 036	---	3 437 010 021
0 438 100 076	2 430 206 007	2 430 210 013	2 430 210 010	3 437 010 021
0 438 100 077	---	2 430 210 013	---	3 437 010 021
0 438 100 078	2 430 206 010	2 430 210 036	2 430 210 051	3 437 010 021
0 438 100 079	2 430 206 010	2 430 210 036	2 430 210 010	3 437 010 021

K-JETRONIC FUEL DISTRIBUTOR HEAD SERVICE PARTS

Fuel Distributor Number	Regulator Seal	Lower Air Seal	Push-Valve Seal	Regulator Service Kit
0 438 100 080	2 430 206 007	2 430 210 013	2 430 210 010	3 437 010 021
0 438 100 081	---	2 430 210 013	---	3 437 010 021
0 438 100 082	---	2 430 210 036	---	3 437 010 021
0 438 100 083	2 430 206 010	2 430 210 036	2 430 210 051	3 437 010 021
0 438 100 084	---	2 430 210 013	---	3 437 010 021
0 438 100 085	2 430 210 033	2 430 210 013	2 430 210 010	3 437 010 021
0 438 100 086	2 430 210 033	2 430 210 032	2 430 210 010	3 437 010 021
0 438 100 087	2 430 206 007	2 430 210 032	2 430 210 010	3 437 010 021
0 438 100 088	2 430 206 007	2 430 210 032	2 430 210 010	3 437 010 021
0 438 100 089	2 430 206 007	2 430 210 032	2 430 210 010	3 437 010 021
0 438 100 090	2 430 206 010	2 430 210 032	2 430 210 051	3 437 010 021
0 438 100 091	2 430 206 010	2 430 210 036	2 430 210 010	3 437 010 021
0 438 100 092	---	2 430 210 013	---	3 437 010 021
0 438 100 093	---	2 430 210 013	---	3 437 010 021
0 438 100 094	---	2 430 210 013	---	3 437 010 021
0 438 100 096	---	2 430 210 036	---	3 437 010 021
0 438 100 097	---	2 430 210 013	---	3 437 010 021
0 438 100 098	---	2 430 210 013	---	3 437 010 021
0 438 100 099	2 430 206 007	2 430 210 013	2 430 210 010	3 437 010 021
0 438 100 100	---	2 430 210 036	---	3 437 010 021
0 438 100 101	---	2 430 210 036	---	3 437 010 021
0 438 100 102	2 430 210 033	2 430 210 036	2 430 210 010	3 437 010 021
0 438 100 103	---	2 430 210 036	---	3 437 010 021
0 438 100 104	---	2 430 210 013	---	3 437 010 021
0 438 100 105	---	2 430 210 013	---	3 437 010 021
0 438 100 106	2 430 210 033	2 430 210 013	2 430 210 010	3 437 010 021
0 438 100 107	2 430 206 007	2 430 210 036	2 430 210 010	3 437 010 021
0 438 100 108	2 430 206 010	2 430 210 013	2 430 210 010	3 437 010 021
0 438 100 109	---	2 430 210 013	---	3 437 010 021
0 438 100 111	2 430 206 007	2 430 210 032	2 430 210 010	3 437 010 021
0 438 100 112	2 430 206 007	2 430 210 032	2 430 210 010	3 437 010 021
0 438 100 113	2 430 206 010	2 430 210 036	2 430 210 051	3 437 010 021
0 438 100 114	---	2 430 210 013	---	3 437 010 021
0 438 100 115	---	2 430 210 013	---	3 437 010 021
0 438 100 116	---	2 430 210 036	---	3 437 010 021
0 438 100 120	2 430 210 033	2 430 210 013	2 430 210 010	3 437 010 021
0 438 100 121	---	2 430 210 036	---	3 437 010 021
0 438 100 122	---	2 430 210 013	---	3 437 010 021
0 438 100 123	---	2 430 210 013	---	3 437 010 021
0 438 100 124	---	2 430 210 013	---	3 437 010 021
0 438 100 125	---	2 430 210 013	---	3 437 010 021
0 438 100 126	---	2 430 210 013	---	3 437 010 021
0 438 100 127	2 430 206 010	2 430 210 013	2 430 210 010	3 437 010 021
0 438 100 134	2 430 206 010	2 430 210 013	2 430 210 010	3 437 010 021
0 438 100 135	2 430 206 010	2 430 210 013	2 430 210 010	3 437 010 021
0 438 100 136	2 430 206 010	2 430 210 013	2 430 210 010	3 437 010 021
0 438 100 137	2 430 206 010	2 430 210 013	2 430 210 010	3 437 010 021
0 438 100 138	---	2 430 210 036	---	3 437 010 021
0 438 100 140	---	2 430 210 036	---	---
0 438 100 143	2 430 206 012	2 430 210 056	2 430 210 053	3 437 010 050
0 438 100 144	---	2 430 210 036	---	3 437 010 021
0 438 100 145	---	2 430 210 032	---	3 437 010 021
0 438 100 146	---	2 430 210 013	---	3 437 010 021
0 438 100 147	2 430 206 010	2 430 210 013	2 430 210 010	3 437 010 021
0 438 100 148	---	2 430 210 013	---	---
0 438 100 149	2 430 206 007	2 430 210 013	2 430 210 010	3 437 010 021
0 438 100 150	---	2 430 210 036	---	3 437 010 021

K-JETRONIC FUEL DISTRIBUTOR HEAD SERVICE PARTS

Fuel Distributor Number	Regulator Seal	Lower Air Seal	Push-Valve Seal	Regulator Service Kit
0 438 100 151	2 430 206 010	2 430 210 013	2 430 210 051	3 437 010 021
0 438 100 152	2 430 206 010	2 430 210 013	2 430 210 051	3 437 010 021
0 438 100 153	---	2 430 210 013	2 430 210 051	---
0 438 100 155	2 430 206 010	2 430 210 032	2 430 210 051	3 437 010 021
0 438 100 160	---	2 430 210 036	---	3 437 010 021
0 438 100 161	---	2 430 210 013	2 430 210 051	--

